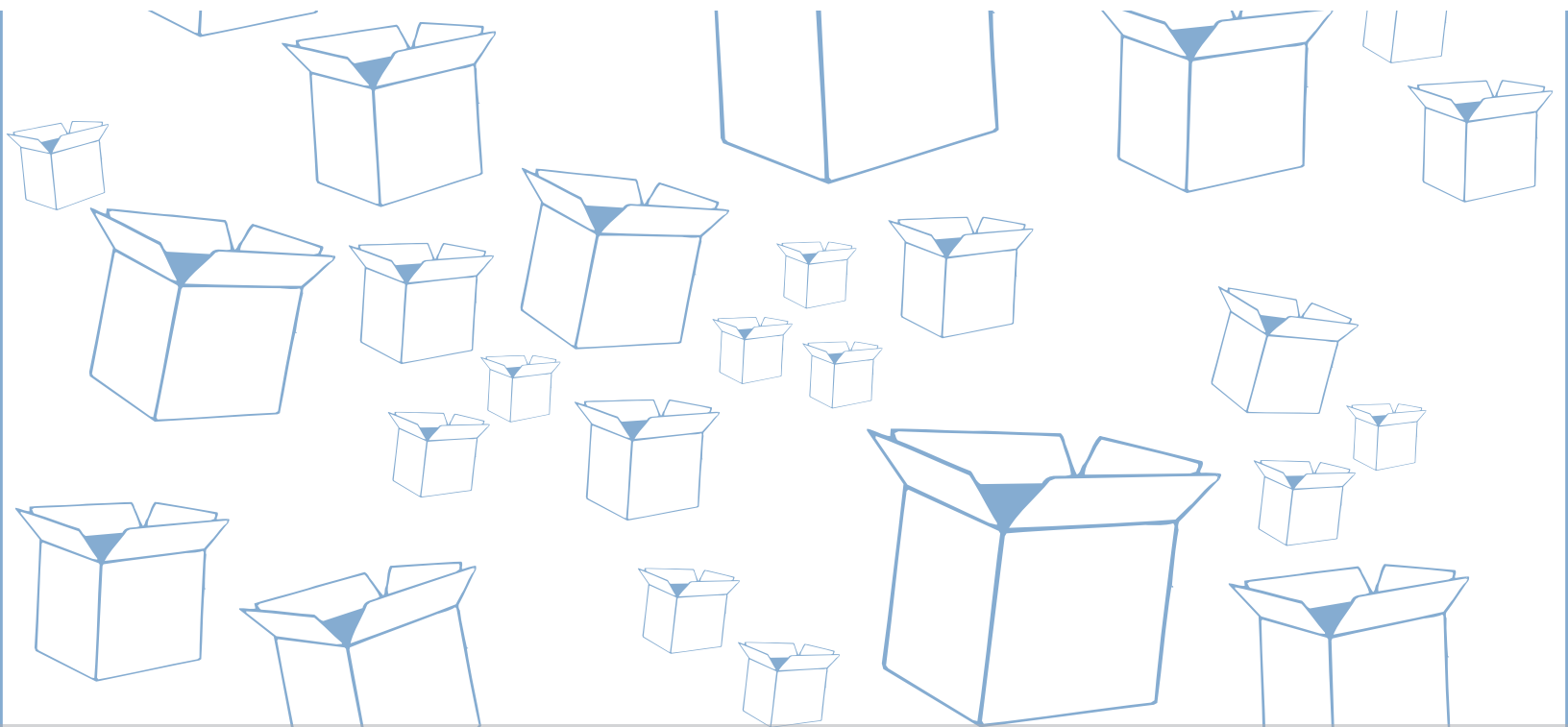


Packaging Store[®]

*The Packaging & Shipping Experts*SM

Handle With Care Packaging Store Style Guide



** The following booklet contains the style guide for the Handle With Care Packaging Store brand only. If you have questions regarding style guides for the PostalAnnex+, Navis Pack & Ship or Sunshine Pack & Ship brands or use of the Annex Brands, Inc. logo, please refer to the appropriate section of the Annex Brands Style Guide.*

Table of Contents page

Handle With Care Packaging Store (HWCPS)

Introduction	4.2
Section 1 - HWCPS Colors and Fonts . . .	4.3-4.4
Section Description	4.3
HWCPS Colors	4.3
HWCPS Fonts	4.3
Electronic File Format Guide	4.4
Section 2 - HWCPS Logo Guidelines	4.5-4.8
Section Description	4.5
HWCPS Logo	4.5
HWCPS Logo with Tagline	4.5
HWCPS Tagline Color	4.6
Clear Space Around Logo	4.6
Correct Logo Usage	4.7
Incorrect Logo Usage	4.8

Annex Brands Copyright Statement

Contact Information

Introduction

One of the benefits of being a member of the Annex Brands' franchise system is having access to award-winning marketing materials. Having served customers since 1983, the Handle With Care Packaging Store has become known not only for expert, friendly customer service, but also for eye-catching posters, flyers, direct-mail pieces and newspaper inserts. A common element in all our marketing materials, whether in electronic or print form, is the use of our logo, tagline, icons, and related artwork.

Correct usage of this artwork increases its value each time it is used correctly. Incorrect usage adversely affects its value and jeopardizes or weakens its trademark protection and the legal right to keep people from altering or copying our trademarks for their own use. Through proper use of our materials, the Handle With Care Packaging Store brand is strengthened, resulting in credibility to our customers, vendors, and the public at-large.

We have created this manual to be a guide in establishing a consistent brand image throughout the Handle With Care Packaging Store system. Its purpose is to provide clear, concise guidelines for proper use of our copyrighted and trademarked materials. In the event you encounter a situation not covered in this manual, please contact the Annex Brands' Marketing Communications Department to discuss your project before proceeding. The Department has authority and responsibility for the maintenance and control of the Handle With Care Packaging Store trademarks and is your resource for guidance and clarification in applying proper use.

This Handle With Care Packaging Store Style Guide is available in Adobe Acrobat® Portable Document Format (PDF) on the PASSPORT system in the Library>Marketing>Corporate Style Guide folder. When viewing the .pdf file, please note some images and colors may be subject to distortion due to differences in computer monitor displays using Red/Green/Blue (RGB) technology versus print materials that use either Cyan/Magenta/Yellow/Black (CMYK or 4-color) or Pantone Matching System (PMS) ink processing.

Section 1 – Handle With Care Packaging Store Colors and Fonts

Section Description

Using the Handle With Care Packaging Store (HWCPs) colors and fonts correctly are vital for establishing consistency with our brand. This section defines the approved colors and fonts for various applications.

Handle With Care Packaging Store Colors


The Handle With Care Packaging Store logo consists of two colors: a red and a blue. These colors must be reproduced accurately and consistently to make the Handle With Care Packaging Store brand instantly recognizable to anyone.

The HWCPs red and blue color specifications are defined here for use in print, on the web and exterior signs.

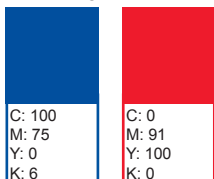
Print

The required colors for the Handle With Care Packaging Store logo can be reproduced in several formats. For spot printing, the Pantone Matching System (PMS) colors are PMS Reflex Blue and PMS 485 for both coated and uncoated printing. For full process color – CMYK (cyan, magenta, yellow and black) HWCPs blue is c: 100 m: 75 y: 0 k: 6, and HWCPs red is c: 0 m: 91 y: 100 k: 0 for both coated and uncoated printing.

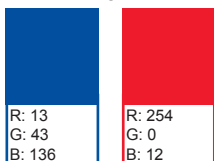
PMS



CMYK



RGB



To reproduce the HWCPs colors for the Web – RGB (red, green and blue) HWCPs blue is r: 13 g: 43 b: 136, and HWCPs red is r: 254 g: 0 b: 12.

For exterior signage, the HWCPs color specs should be: 2793 ROHM & HAAS Plexiglass Company for red and 2114 ROHM & HAAS Plexiglass Company for blue. Please contact the Franchise Services Department for any questions regarding exterior signage.

Handle With Care Packaging Store Fonts

The Annex Brands' Home Office has selected two typefaces or fonts to be used in all printed materials. Again, this is to create a consistent look and feel of the Handle With Care Packaging Store brand. Futura is recommended for the primary typeface and Brody is the secondary typeface. Both Brody and Futura are available in a variety of styles and weights including bold, italic, oblique, extended bold, etc.

Futura – Sans-Serif Typeface

First presented by the Bauer Type Foundry in 1928, Futura is commonly considered the major typeface development to come out of the Constructivist orientation of the Bauhaus movement in Germany. Paul Renner sketched the original drawings and based them loosely on the simple forms of circle, triangle and square. San-serif refers to the absence of serifs, or embellishments on characters.

Brody – Assorted Collection

This brush script typeface was designed in 1953 by American type designer Harold Broderson for the American Type Founders. This script imitates the show card style of lettering that was popular during the early 20th century.

These fonts can be used by purchasing them online, www.adobe.com, www.linotype.com or www.fonts.com.

Electronic File Format Guide

This section is a guide on file formats and the different file types appropriate for various programs.

Some of the most common file types are Encapsulated Post Script (.eps), Joint Photographic Experts Group (.jpg) and Graphic Interchange Format (.gif).

.eps – This file format works best for print, and for such programs used for high end graphics such as Adobe Photoshop, Adobe Illustrator and Adobe InDesign. Sometimes this is referred to as a “vected format”, meaning it can be enlarged or reduced without changing the resolution or clarity.

.jpg – This file format is a rastered graphic and is best if used with Web sites, and such programs as Microsoft Word and Microsoft PowerPoint.

.gif – This file format is a rastered graphic and is best if used with Web sites.

Neither .gif’s nor .jpg’s should be used in printed materials because they are usually lower-resolution. Lower-resolution images usually are smaller in file size then higher-resolution images, making them preferred for use on the web. The problem with low-resolution files in printed materials is they often appear “grainy” or pixilated and thus don’t help create a finished high-quality printed piece.

Many of the file types for the Handle With Care Packaging Store logo, icons and vendor logos mentioned in this manual are available for download from the PASSPORT system. You can find them in the Marketing section of the Library. If you have questions on file types not covered in this document, please contact the Annex Brands’ Marketing Communications Department.

To download Handle With Care Packaging Store logos, go online to www.postalannex.com/logos; the current password is “p0st@l” (the 0 is a zero and the l is a lower case L) but is subject to change without notice. Contact the Marketing Communications Department if you are having difficulty in downloading logos. On that page you can download the Handle With Care Packaging Store logo in color or black & white, in .eps or .jpg format. The UPS, FedEx and USPS approved logos are also available to download.

Software & other formats	Preferred File Types
Microsoft Word	.jpg or .gif
Microsoft Publisher	.jpg or .gif
Web sites	.jpg or .gif
Other desktop publishing software	.eps
Merchandise (<i>posters, shirts, banners, pens, etc.</i>)	.eps

Section 2 -Handle With Care Packaging Store Logo Guidelines

Section Description

One of the main benefits of being an Annex Brands' franchisee is the strength of the Handle With Care Packaging Store brand, including the logo for identity. The Home Office, your staff and vendors all take part in working together to keep the Handle With Care Packaging Store brand strong. To ensure our logo looks its best, we have created the following requirements for use of the logo. Along with samples of correct usages.

Handle With Care Packaging Store Logo

The Handle With Care Packaging Store logo consists of a white box with blue Handle With Care text on it. The logo also includes the red Packaging Store text outlined in blue. This logo is available in both one- and two-line formats. The logo can also be shown with the globe graphic behind the white box, this globe is the reflex blue Pantone color solid and with half tones.

Handle With Care Packaging Store Logo with Tagline

The Handle With Care Packaging Store tagline, "The Packaging & Shipping Experts" reinforces the strengths of Handle With Care Packaging Store locations: a customer can go into any Handle With Care Packaging Store and know that their fragile, large, awkward and valuable items will be safely and securely packaged for shipping.

The tagline is also a registered trademark, and the service mark symbol should always be shown at the end of the word "experts."

The tagline should NEVER be resized to extend to the whole length of the Handle With Care Packaging Store logo, stretched in any unproportional manner, placed over any busy graphic or other dark colors. One should not substitute other fonts in the tagline or change the message of the tagline to be anything other than "The packaging and shipping experts." Please refer to the sample illustrations for what is proper use of the tagline.



Correct: One-line Handle With Care Packaging Store logo with no tagline



Correct: Two-line Handle With Care Packaging Store logo with no tagline



Correct: One-line Handle With Care Packaging Store logo with tagline



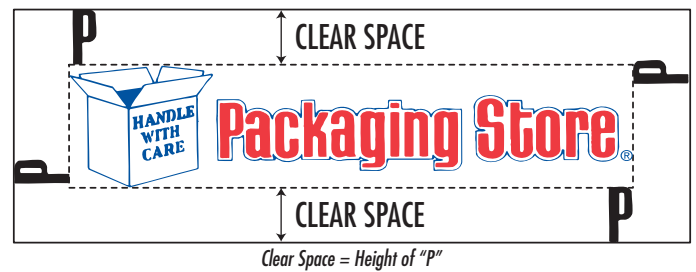
Correct: Two-line Handle With Care Packaging Store logo with tagline

Handle With Care Packaging Store Tagline Color

The approved color for the tagline is **PMS Reflex Blue**. Please refer to section 1, page 3.3 for a detailed description of the approved blue color. If the Handle With Care Packaging Store logo is in black and white, the tagline should also be in black and white.

Clear Space Around Logo

Most corporate logos and brands incorporate the concept of clear space. Clear space is basically the white space required to allow the Handle With Care Packaging Store mark room to breathe. This white space ensures the Handle With Care Packaging Store logo is being represented in its best possible manner without interference from any other graphical elements. Please refer to the samples shown to the right to see the minimum clear space required. We are defining the clear space to be at least the height of the letter "P" of "Packaging Store", whatever its size.



Correct Logo Usage

The Handle With Care Packaging Store logo may be used with either a one-line or two-line format.

Both versions have four approved variations.

1. The most common is the two-color version with the HWCPs blue and red.
2. A grey scale or solid black version can be used in black and white printing and other one-color instances.
3. Solid white may be used over dark backgrounds.
4. The logo produced all in one color other than black is approved in some circumstances. For example, when embroidering the logo onto clothing, you may color the logo a different shade of the color of the clothing (i.e. light green on a dark green shirt). Another example of approved use is if all logos of companies in a marketing piece are in one color (i.e. orange). You may color the logo to be consistent with all the other logos. Currently, these are the only two approved uses of the coloring of the logo other than the three shown above. If you have questions about a specific color for the logo, please contact the Marketing Communications Department.

Please apply these guidelines to the use of both one-line and two-line versions of the Handle With Care Packaging Store logo.

1.



Correct: Two-color version

2.



Correct: Grey scale version

3.



Correct: Solid white version

4.



Correct: Solid one-color version

Incorrect Logo Usage

Please see the following samples of incorrect uses of the Handle With Care Packaging Store logo. If you have any additional questions on use of the Handle With Care Packaging Store logo that is not covered in this section, please contact the Marketing Communications Department at the Home Office.



Do not alter the size of the globe



Do not alter the size of the text



Do not stretch or twist logo



Do not place over a non-neutral background



Do not reverse colors or use other color combinations



Do not change the layout of the logo



Do not create custom taglines



Do not modify the layout and position of the tagline



Do not alter the size of the tagline text



Do not alter the color of the tagline



Do not place graphics or text in the clear space area

Annex Brands Copyright Statement

© 2011 Annex Brands, Inc. All rights reserved. All company names, products, registered and/or unregistered trademarks and copyrights belong to their respective companies. All materials contained in this document are confidential and for internal use only.



Contact Information

Marketing Communications Department
Annex Brands, Inc.
7580 Metropolitan Dr.
Suite 200
San Diego, CA 92108

Ph: 619.563.4800 (Toll-Free: 1.800.456.1525)
Fx: 619.563.9850 (Toll-Free: 1.800.846.8644)

AnnexBrands.com
marketing@annexbrands.com

© 2011 Version 4.0

